



Taylor Babson
Trent Park Elementary School
Craven County Schools
taylor.babson@cravenk12.org

Farandole

Georges Bizet



FARANDOLE



FROM L'ARLESIENNE NO.2
BY GEORGES BIZET

GEORGES BIZET

1833-1875

- ▶ Romantic Era: Emotional expression, Programmatic (stories and scenes) Nationalism (Folk melodies, national themes)
- ▶ “Farandole” was originally created as background music for a play called L’Arlesienne which was a flop. Bizet rearranged the music for a concert orchestra and it was a hit!
- ▶ The music switches between two different melodies.



March of the Kings



MELODY/THEME 1: MARCH OF THE KINGS

The melody is from a French carol called “Le Marche De Rois”

It has been used in many different religious, military, and folk songs.



Sung version with
French lyrics



Instrumental: Marche du régiment
de Turenne - Jean-Baptiste Lully

Farandole Dance



MELODY/THEME 2: FARANDOLE DANCE

The melody comes from a French folk dance.

The dancers join hands to form a chain and follow a leader to make different shapes



MELODY/THEME VISUALIZER

<https://www.hooktheory.com/theorytab/view/georges-bizet/larlesienne-suite-no-2---iv-farandole>

L'Arlesienne Suite no 2 - IV 'Farandole' by Georges Bizet Chords and Melody

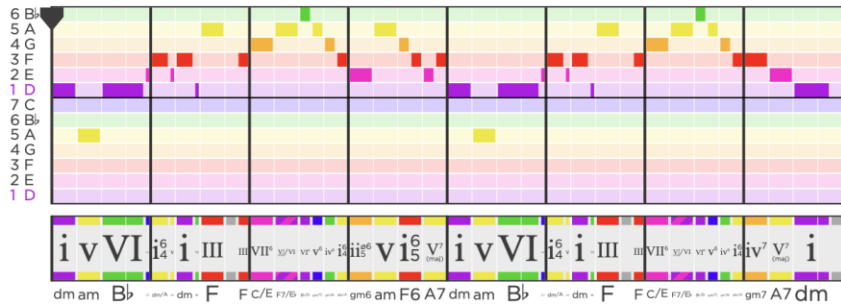
Sections: [Intro](#), [Verse](#).



Intro

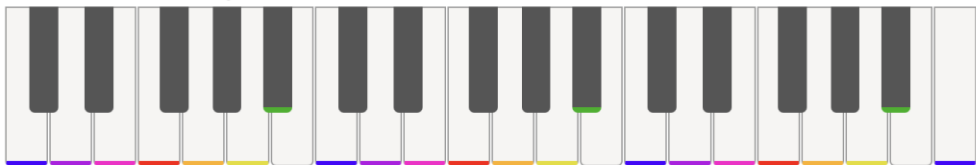
  Piano 
Play YouTube Rewind

[Open In Hookpad](#)

 D Min
Key  Guides



Piano Guitar  
Melody Chords



PIECE ANALYSIS

<https://anyoldmusic.com/what-can-we-learn-from-farandole-larlesienne-no-2-georges-bizet-ernest-guiraud/>



LESSON ACTIVITY 1: FORM MAP

LESSON ACTIVITY 2: WEAVING FREEZE DANCE

LESSON ACTIVITY 3: INSTRUMENT PLAY ALONGS



LESSON ACTIVITY 1: FORM MAP

Practice listening for each melody/theme with an audio matching game

<https://interacty.me/projects/cb6cc5a599f43881>

Model drawing the shapes for each melody/theme

(Crown, Stick Figures)




The screenshot shows an interactive audio matching game interface. It features a grid of cards and audio players. The top row has four cards: 'March of the Kings Farandole Dance' (red and yellow), and three 'Farandole Dance' (green). The middle row has three 'March of the Kings' (red and yellow) cards, each with a crown icon. The bottom two rows each contain two pairs of cards: a dashed box with a crown icon and a blue box with an audio waveform and play button.

LESSON ACTIVITY 1: FORM MAP

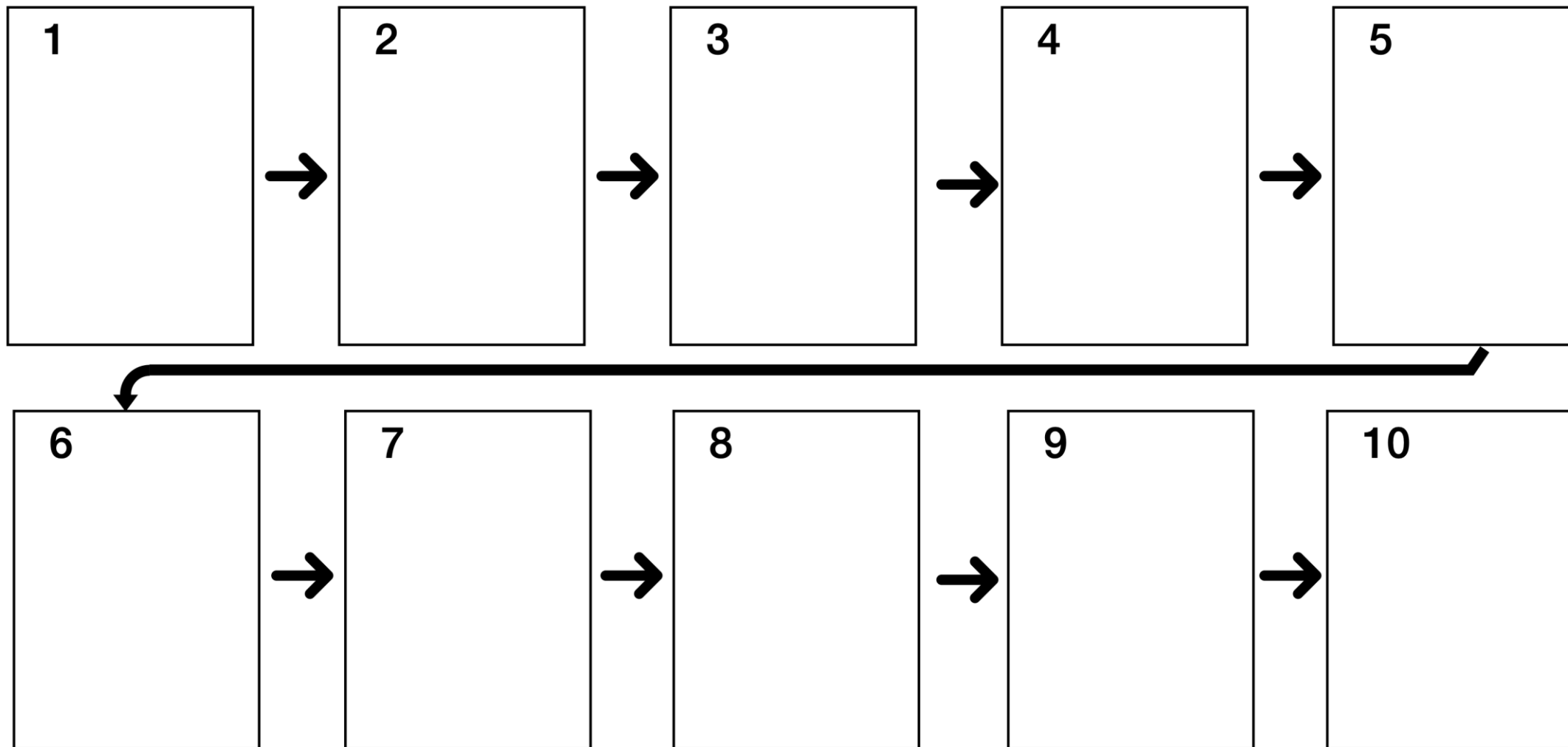
Farandole by Georges Bizet



March of the Kings



Farandole Dance




LESSON ACTIVITY 1: FORM MAP

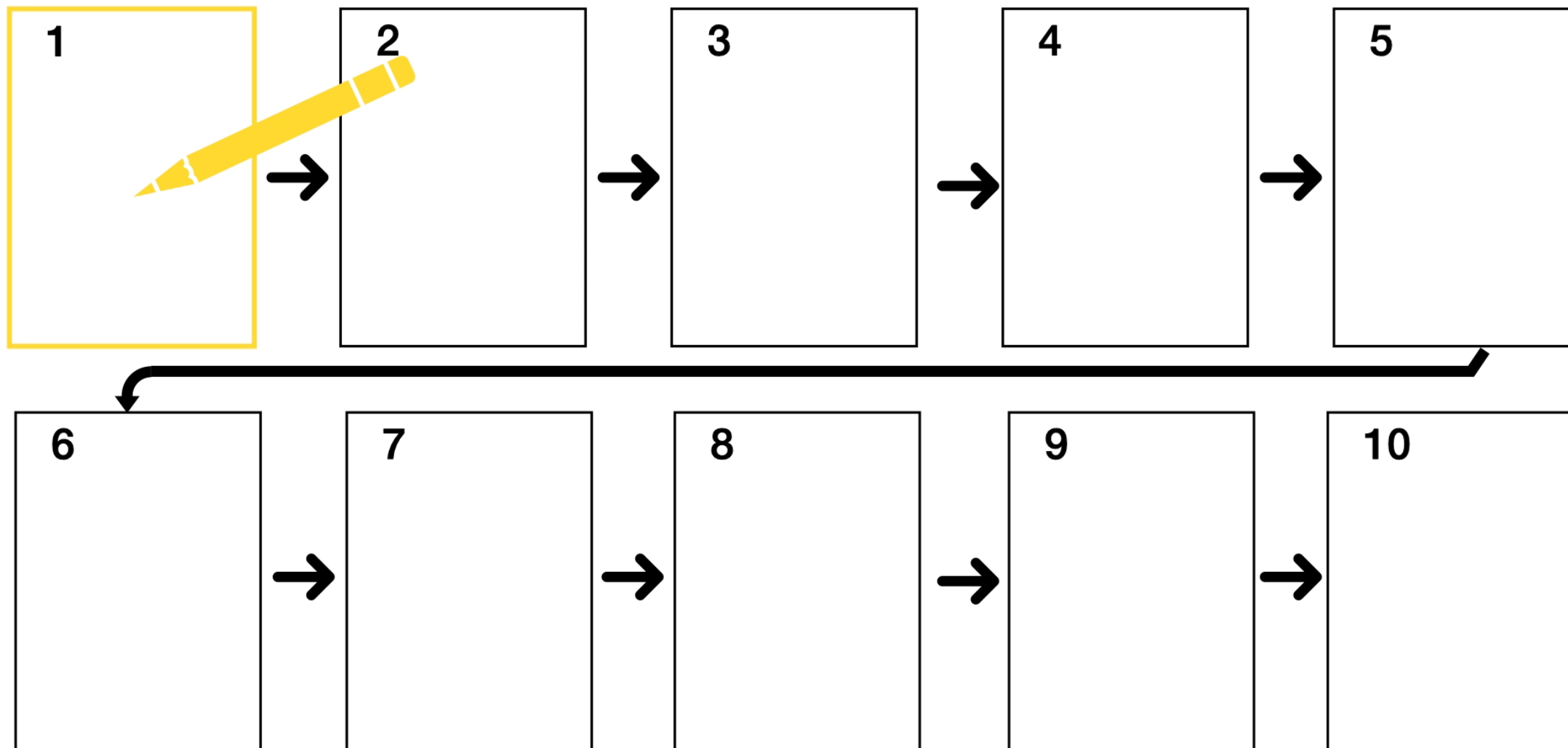
Farandole by Georges Bizet



March of the Kings



Farandole Dance



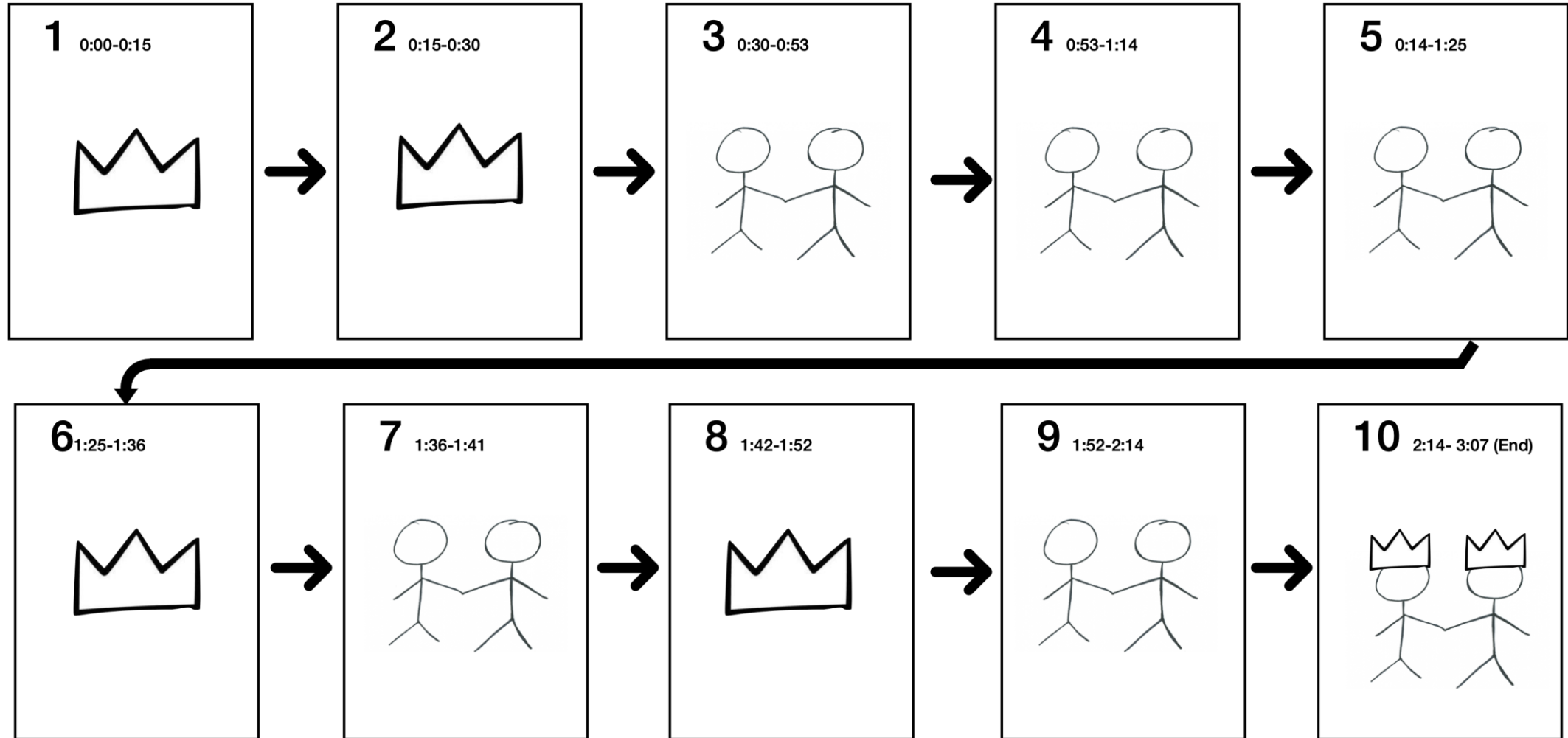
Farandole Answer Key with Times



March of the Kings



Farandole Dance



LESSON ACTIVITY 1: FORM MAP VIDEO VERSIONS

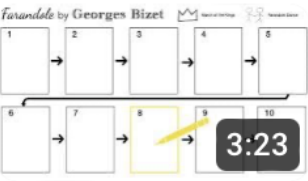
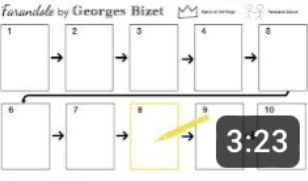
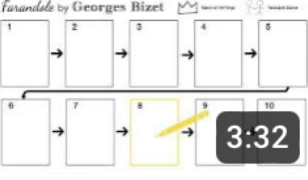
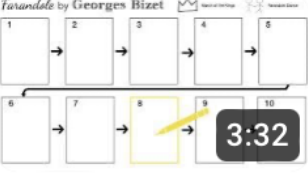
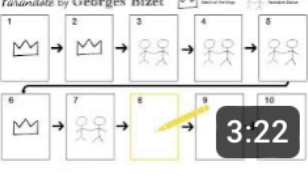


"Farandole" By Bizet Activities

T by Taylor Babson

Playlist • Public • 9 videos • 2 views

https://youtube.com/playlist?list=PLIWLYQ0CPEJBP_WA8kF4XqmJyvGVe9BkS&si=inmqrOrMPXIpmHI0

	<p>Farandole Form Map</p> <p>This video facilitates students filling in a form map for each of the melodies in Georges Bizet's...</p>
	<p>Farandole Form Map Drawing with Voice Prompts</p> <p>This video facilitates students filling in a form map for each of the melodies in Georges Bizet's...</p>
	<p>Farandole Form Map Drawing with Answer Key</p> <p>This video facilitates students filling in a form map for each of the melodies in Georges Bizet's...</p>
	<p>Farandole Form Map Drawing with Voice Promp...</p> <p>This video facilitates students filling in a form map for each of the melodies in Georges Bizet's...</p>
	<p>Farandole Form Map Drawing Gradual Reveal</p> <p>This video facilitates students filling in a form map for each of the melodies in Georges Bizet's...</p>

LESSON ACTIVITY 2: WEAVING FREEZE DANCE

March
of the
Kings

FREEZE



Farandole
Dance

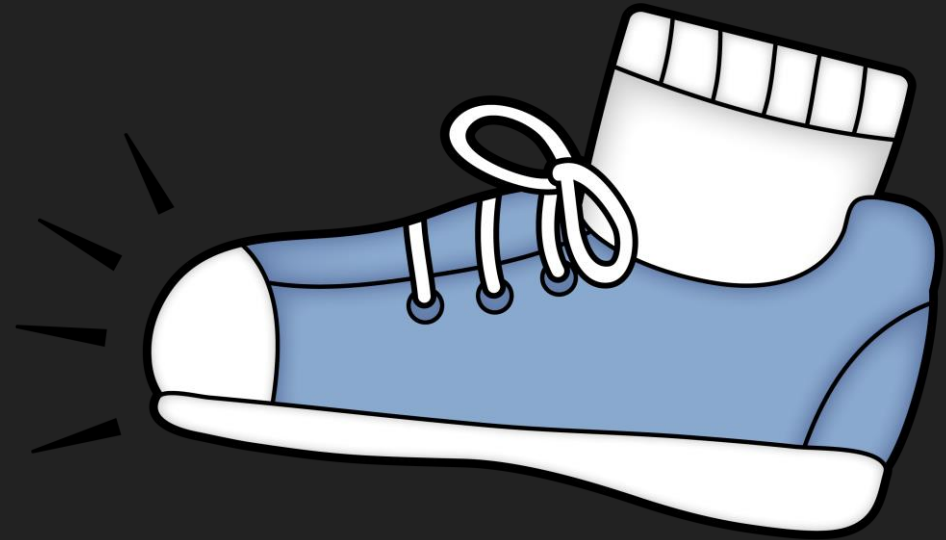
FREEZE



March
of the
Kings



MARCH
H



*Farandole
Dance*



 **TOE TAPS**



Farandole Dance



FOLLOW THE LEADER



Join hands

Hold shoulders

Hold rope

No touch follow

SPLIT INTO TWO GROUPS

Each group will move when their melody is playing and FREEZE when it stops

March
of the
Kings



*Farandole
Dance*




Kings will march and freeze around the room

Farandoles will follow the leader in a path around the kings then freeze

March of the Kings

Farandole Dance



MOVEMENT EXPECTATIONS

HOW CAN WE PERFORM THIS DANCE
ACCURATELY AND SAFELY?

- ONLY MOVE DURING YOUR TURN
- SMALL SAFE STEPS
- RESPECT OTHERS SPACE
- INCLUDE EVERYONE

MOVE WHEN YOUR MELODY PLAYS!

March
of the
Kings



*Farandole
Dance*



NON-LOCOMOTOR BODY PERCUSSION VERSION



"Farandole" By Bizet
Activities

T by Taylor Babson
Playlist • Public • 9 videos • 2 views

https://youtube.com/playlist?list=PLIWLyQ0CPEJBP_WA8kF4XqmJyvGVe9BkS&si=inmqrOrMPXIpmHI0



Farandole
by Georges Bizet
Body Percussion Level 1



Farandole
by Georges Bizet
Body Percussion Level 2



Farandole
by Georges Bizet
Body Percussion Level 3

LESSON ACTIVITY 3: INSTRUMENT PLAY ALONGS

Level 2

Farandole

March of the Kings Melody

by Georges Bizet
Arr. Taylor Babson


Do Sol Do Me Sol
Fa Re
Do Sol Do Me Sol
Me Re Do

Farandole

Farandole Dance

By Georges Bizet
Arr. Taylor Babson

Part 1
Part 2
5
9
13



LESSON ACTIVITY 3: INSTRUMENT PLAY ALONGS

March
of the
Kings



Solfege (Minor)

Pitch

Note Names

Quarter Note

Half Note

Whole Note

(Eighth Notes)

LESSON ACTIVITY 3: MARCH OF THE KINGS PLAY ALONG

Level 2

Farandole

March of the Kings Melody

by Georges Bizet
Arr. Taylor Babson

Do Sol Do Me Sol

3
Fa Re

5
Do Sol Do Me Sol

7
Fa Me Re Do

LESSON ACTIVITY 3: MARCH OF THE KINGS PLAY ALONG

Level 2

Farandole

March of the Kings Melody

by Georges Bizet
Arr. Taylor Babson

D A D F A

3 G E

5 D A D F A

7 G F E D

LESSON ACTIVITY 3: MARCH OF THE KINGS PLAY ALONG



LESSON ACTIVITY 3: MARCH OF THE KINGS PLAY ALONG

Level 2

Farandole

March of the Kings Melody

by Georges Bizet
Arr. Taylor Babson

1 D A D F A

3 G E

5 D A D F A

7 G F E D

Level 1

Farandole

March of the Kings Melody

by Georges Bizet
Arr. Taylor Babson

Musical notation for Level 1, Farandole, March of the Kings Melody. It consists of four staves of music in 4/4 time, starting with a key signature of one flat (B-flat). The notes are: Staff 1: D (Do), F (Me); Staff 2: G (Fa), E (Re); Staff 3: D (Do), F (Me); Staff 4: G (Fa), F (Me), D (Do).

Level 3

Farandole

March of the Kings Melody

by Georges Bizet
Arr. Taylor Babson

Musical notation for Level 3, Farandole, March of the Kings Melody. It consists of four staves of music in 4/4 time, starting with a key signature of one flat (B-flat). The notes are: Staff 1: D (Do), A (Sol), D (Do), F (Me), A (Sol); Staff 2: G (Fa), A (Sol), Bb (Le), E (Re), A (Sol), G (Fa); Staff 3: D (Do), A (Sol), D (Do), F (Me), A (Sol); Staff 4: G (Fa), A (Sol), Bb (Le), F (Me), E (Re), D (Do).

Level 2

Farandole

March of the Kings Melody

by George
Arr. Taylor I

Musical notation for Level 2, Farandole, March of the Kings Melody. It consists of four staves of music in 4/4 time, starting with a key signature of one flat (B-flat). The notes are: Staff 1: D (Do), A (Sol), D (Do), F (Me), A (Sol); Staff 2: G (Fa), E (Re); Staff 3: D (Do), A (Sol), D (Do), F (Me), A (Sol); Staff 4: G (Fa), F (Me), E (Re), D (Do).

Level 4

Farandole

March of the Kings Melody

by Georges Bizet
Arr. Taylor Babson

Musical notation for Level 4, Farandole, March of the Kings Melody. It consists of four staves of music in 4/4 time, starting with a key signature of one flat (B-flat). The notes are: Staff 1: D (Do), A (Sol), D (Do), F (Me), A (Sol); Staff 2: G (Fa), A (Sol), Bb (Le), A (Sol), G (Fa), F (Me), E (Re), A (Sol), G (Fa), F (Me), E (Re), F (Me); Staff 3: D (Do), A (Sol), D (Do), F (Me), A (Sol); Staff 4: G (Fa), A (Sol), Bb (Le), A (Sol), G (Fa), F (Me), F (Me), E (Re), D (Do).

LESSON ACTIVITY 3: DANCE THEME PLAY ALONG

*Farandole
Dance*



Rhythm (Unpitched)

Two parts

Quarter Note

Quarter Rest

Half Rest

Eighth Notes

Sixteenth Notes

LESSON ACTIVITY 3: DANCE THEME PLAY ALONG

Farandole


Farandole Dance

By Georges Bizet
Arr. Taylor Babson

The image displays a musical score for the piece "Farandole" by Georges Bizet, arranged by Taylor Babson. The score is presented in two systems, each with two parts. The time signature is 2/4. Part 1 is the upper staff, and Part 2 is the lower staff. The first system begins with a repeat sign and a fermata. Part 1 features a melody of quarter notes with stems pointing up, colored purple. Part 2 features a bass line of quarter notes with stems pointing down, colored green. The second system begins with a fermata and a "5" above the staff, indicating a five-measure repeat. Part 1 continues with the same melody, and Part 2 continues with the same bass line. The score concludes with a double bar line and repeat dots.

LESSON ACTIVITY 3: DANCE THEME PLAY ALONG

PART 1



PART 2



LESSON ACTIVITY 3: DANCE THEME PLAY ALONG

Farandole

Farandole Dance

By Georges Bizet
Arr. Taylor Babson

Part 1

Part 2

Part 1

5

Part 2

LESSON ACTIVITY 3: DANCE THEME PLAY ALONG

9

Part 1

Part 2

Musical notation for measures 9-12. Part 1 (top staff) features a sequence of notes: a purple quarter note on the second line, a black eighth note on the first space, a purple quarter note on the second line, a black eighth note on the first space, a purple quarter note on the second line, a black eighth note on the first space, a purple quarter note on the second line, and a black eighth note on the first space. Part 2 (bottom staff) features a sequence of notes: a black eighth note on the first space, a green quarter note on the first line, a black eighth note on the first space, a green quarter note on the first line, a black eighth note on the first space, a green quarter note on the first line, a black eighth note on the first space, and a green quarter note on the first line. Both parts begin with a double bar line and repeat sign. Vertical bar lines separate the measures.

13

Part 1

Part 2

Musical notation for measures 13-16. Part 1 (top staff) features a sequence of notes: a purple quarter note on the second line, a black eighth note on the first space, a purple quarter note on the second line, a black eighth note on the first space, a purple quarter note on the second line, a black eighth note on the first space, a purple quarter note on the second line, and a black eighth note on the first space. Part 2 (bottom staff) features a sequence of notes: a green quarter note on the first line, a black eighth note on the first space, a green quarter note on the first line, a black eighth note on the first space, a green quarter note on the first line, a black eighth note on the first space, a green quarter note on the first line, a black eighth note on the first space, a green quarter note on the first line, a black eighth note on the first space, a green quarter note on the first line, a black eighth note on the first space, a green quarter note on the first line, a black eighth note on the first space, a green quarter note on the first line, a black eighth note on the first space, and a green quarter note on the first line. Both parts begin with a double bar line and repeat sign. Vertical bar lines separate the measures.

LESSON ACTIVITY 3: DANCE THEME PLAY ALONG

Parts Combined

Farandole

Farandole Dance

By Georges Bizet
Arr. Taylor Babson

The musical score is written in 2/4 time and consists of four staves of music. The first staff begins with a treble clef, a key signature of one sharp (F#), and a 2/4 time signature. It starts with a repeat sign and contains the following notes: quarter note G4, quarter rest, quarter note A4, quarter rest, quarter note B4, quarter rest, eighth note G4, eighth note A4, eighth note B4, eighth note C5, quarter note B4. The second staff starts at measure 5 and contains: quarter note G4, quarter rest, quarter note A4, quarter rest, eighth note G4, eighth note A4, eighth note B4, eighth note C5, quarter note B4, quarter rest, quarter rest, repeat sign. The third staff starts at measure 9 and contains: quarter note G4, quarter note A4, quarter note B4, quarter note C5, quarter note B4, quarter note A4, quarter note G4. The fourth staff starts at measure 13 and contains: eighth note G4, eighth note A4, eighth note B4, eighth note C5, eighth note B4, eighth note A4, eighth note G4, quarter note G4, quarter rest, quarter rest, repeat sign.

LESSON ACTIVITY 3: INSTRUMENT PLAY ALONGS

Level 2

Farandole

March of the Kings Melody

by Georges Bizet
Arr. Taylor Babson

Do Sol Do Me Sol

Fa Re

Do Sol Do Me Sol

Me Re Do

Farandole

Farandole Dance

By Georges Bizet
Arr. Taylor Babson

Part 1

Part 2

5

Part 1

Part 2

9


Part 1

Part 2

13

Part 1

Part 2





FARANDOLE



FROM L'ARLESIENNE NO.2
BY GEORGES BIZET