



John Pollock

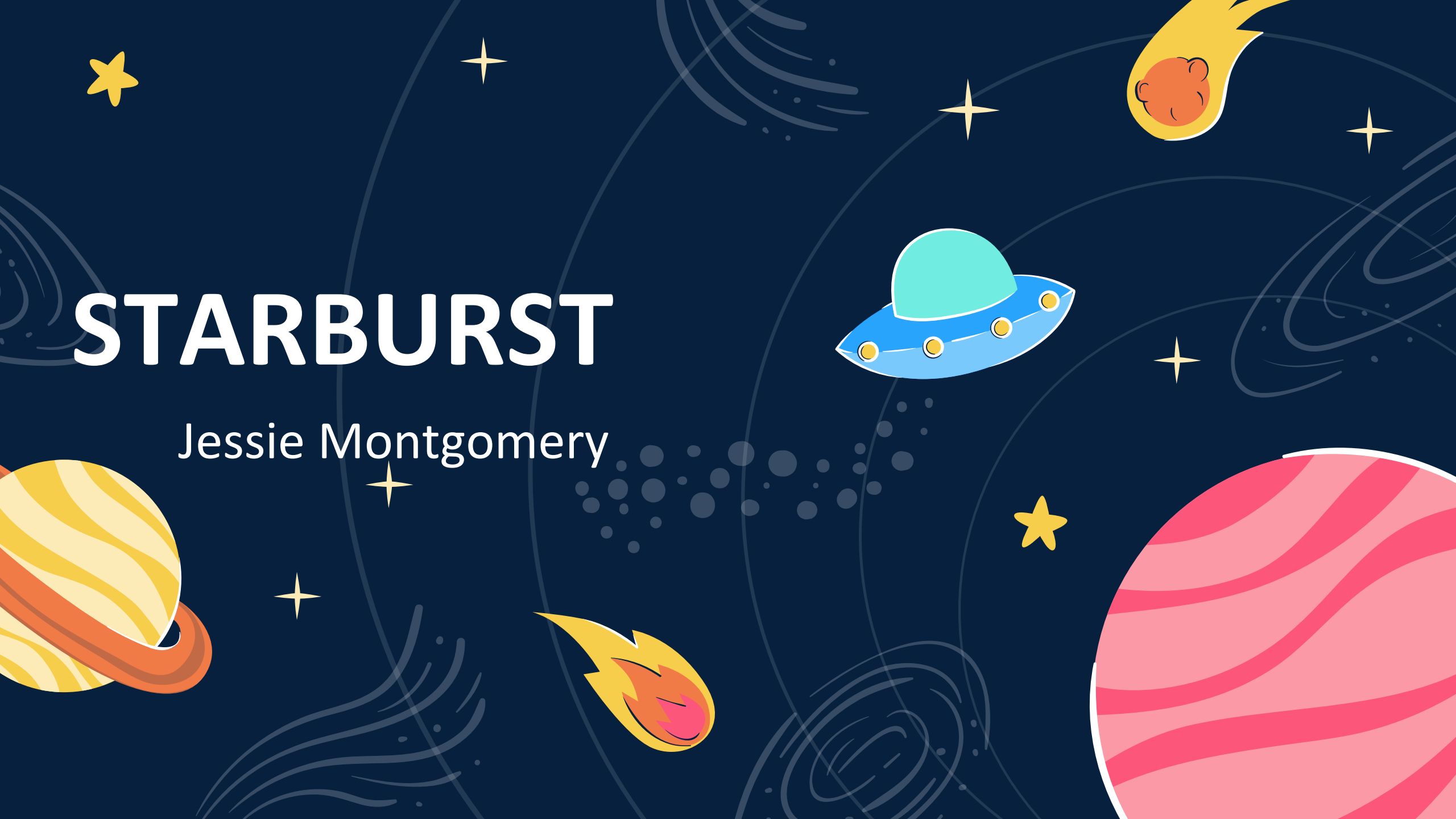
Brooks Museum Magnet Elementary School
Wake County Public School System

“Starburst”

Jessie Montgomery

STARBURST




Jessie Montgomery



The background is a dark blue space-themed illustration. It features several stylized galaxies with swirling lines and dots, and three bright yellow stars. The text is centered in a blue rectangular box.

LESSON 1 SLIDES

Today's Expectations


1		Do your best!
2		Stay on task.
3		Embrace being uncomfortable.

What We Will Be Doing Today

1	Introduction - What is form?
2	Composer Time - Who is Jessie Montgomery?
3	Listen and Guess - What is the form of <i>Starburst</i> ?
4	Movement - Create movements for each section
5	Perform - Put it all together in a class performance!

01



Introduction





What is form?

Think - Pair - Share



Vocabulary

form	How different parts of a music composition are organized together.
Binary	Binary form is when a piece of music has two main parts. Often labeled AB .
Ternary	Ternary form is when a piece of music has three parts with one repeating. Often labeled as ABA .
Rondo	Rondo form is when a piece of music has a main part that returns often separated by new sections that are all different. Often labeled ABACA .
Theme and Variations	This form happens when a melody is repeated many times, but each time it is played differently. Often



02

Composer Time



The background is a dark blue space scene. It features several galaxies with white and light blue spiral patterns. There are several yellow stars of different shapes, some with four points and some with five. A pink planet with white stripes is on the left. A yellow comet with a red nucleus and a yellow tail is in the center. Two blue UFOs with a teal dome and yellow lights are on the right. A cluster of grey dots representing a star cluster is at the bottom right.

03

Listen and Guess

SECTION 1



SECTION 2



SECTION 3



SECTION 4



SECTION 5



SECTION 6



SECTION 7





04

Movement

FULL PERFORMANCE



Describe the Sections


A	???
B	???
C	???
D	???
E	???

Movement Choices

A	???
B	???
C	???
D	???
E	???

05

Perform



FULL PERFORMANCE








**Congrats! You
did it!**

The background is a dark blue space-themed illustration. It features several stylized galaxies with swirling lines and dots, and three bright yellow stars. The text is centered in a pink rectangular box.

LESSON 2 SLIDES

Today's Expectations


1		Do your best!
2		Stay on task.
3		Embrace being uncomfortable.

What We Will Be Doing Today

1	Review - What did we learn last time?
2	Create Together - Let's compose something together
3	Create in Groups - Choose a form and rhythms in groups
4	Listen and Guess - Listen to each group and guess their form choice
5	Wrap Up - What did we learn about form?

01

Review



The background is a dark blue space scene. It features several galaxies with spiral and ring patterns in shades of grey and white. There are several yellow stars of different shapes, including four-pointed stars and simple five-pointed stars. A large grey moon with white spots is visible in the upper right. A portion of a bright orange planet is in the top right corner. A large blue and cyan planet, resembling Earth, is in the bottom right corner. A yellow planet with orange spots is in the bottom left corner. Faint white orbital lines are scattered across the scene.

What do you remember about form and *Starburst*?

Think - Pair - Share

Vocabulary

form	How different parts of a music composition are organized together.
Binary	Binary form is when a piece of music has two main parts. Often labeled AB .
Ternary	Ternary form is when a piece of music has three parts with one repeating. Often labeled as ABA .
Rondo	Rondo form is when a piece of music has a main part that returns often separated by new sections that are all different. Often labeled ABACA .
Theme and Variations	This form happens when a melody is repeated many times, but each time it is played differently. Often



02

Create
Together

Let's go to out - er space

A musical notation card with a white background and a blue border. It features a rocket on the left and an astronaut on the right. The text 'Let's go to out - er space' is written below four musical notes: a quarter note, an eighth note pair, another eighth note pair, and a quarter note. A yellow starburst is in the top right corner.

Eight plan - ets

A musical notation card with a white background and a blue border. It features a rocket on the left and an astronaut on the right. The text 'Eight plan - ets' is written below four musical notes: three quarter notes followed by a quarter rest. A yellow starburst is in the top right corner.

Milk - y way Gal - ax - y

A musical notation card with a white background and a blue border. It features a rocket on the left and an astronaut on the right. The text 'Milk - y way Gal - ax - y' is written below four musical notes: an eighth note pair, a quarter note, another eighth note pair, and a quarter note. A yellow starburst is in the top right corner.

BLAST OFF!

A musical notation card with a white background and a blue border. It features a rocket on the left and an astronaut on the right. The text 'BLAST OFF!' is written below two musical notes: a quarter note and a quarter note. A yellow starburst is in the top right corner.

BOOOOOOOOOOOOOOOOM!!!

A musical notation card with a white background and a blue border. It features a rocket on the left and an astronaut on the right. The text 'BOOOOOOOOOOOOOOOOM!!!' is written below a single musical note: a whole note. A yellow starburst is in the top right corner.

No Gra - vi - ty

A musical notation card with a white background and a blue border. It features a rocket on the left and an astronaut on the right. The text 'No Gra - vi - ty' is written below four musical notes: a quarter note, an eighth note pair, a quarter note, and a quarter rest. A yellow starburst is in the top right corner.

Cir - cle 'Round the moon

A musical notation card with a white background and a blue border. It features a rocket on the left and an astronaut on the right. The text 'Cir - cle 'Round the moon' is written below five musical notes: a quarter note, an eighth note pair, a quarter note, an eighth note pair, and a quarter note. A yellow starburst is in the top right corner.

Bil - lions of stars

A musical notation card with a white background and a blue border. It features a rocket on the left and an astronaut on the right. The text 'Bil - lions of stars' is written below four musical notes: an eighth note pair, a quarter note, another eighth note pair, and a quarter note. A yellow starburst is in the top right corner.

CHOOSE A FORM

1	AABB
2	ABAB
3	ABBA
4	ABAC

The background is a dark blue space scene. It features several galaxies with white and light blue spiral patterns. There are several yellow stars of different sizes and shapes. A pink planet with white stripes is partially visible on the left. A yellow comet with a red nucleus and a yellow tail is in the upper center. Two blue UFOs with teal domes and yellow lights are in the upper right and lower right. A cluster of grey dots representing a star cluster is in the lower right.

03

Create in Groups

Order of Completion

Step 1	Choose a form.
Step 2	Choose one rhythm for each section in your form.
Step 3	Practice reading and clapping your rhythm with your group.
Step 4	Add something to your composition: instruments, movement, scarves, body percussion, or a combination of two choices. Be creative!
Step 5	Practice your entire composition with your group. Be

CHOOSE A FORM

1	AABA
2	ABAB
3	ABBA
4	ABAC

Let's go to out - er space

A musical notation card with a white background and a blue border. It features a rocket on the left and an astronaut on the right. The text 'Let's go to out - er space' is written below four musical notes: a quarter note, a beamed eighth note pair, another beamed eighth note pair, and a quarter note. A yellow star is in the top right corner.

Eight plan - ets

A musical notation card with a white background and a blue border. It features a rocket on the left and an astronaut on the right. The text 'Eight plan - ets' is written below four musical notes: a quarter note, a quarter note, a quarter note, and a quarter rest. A yellow star is in the top right corner.

Milk - y way Gal - ax - y

A musical notation card with a white background and a blue border. It features a rocket on the left and an astronaut on the right. The text 'Milk - y way Gal - ax - y' is written below four musical notes: a beamed eighth note pair, a quarter note, another beamed eighth note pair, and a quarter note. A yellow star is in the top right corner.

BLAST OFF!

A musical notation card with a white background and a blue border. It features a rocket on the left and an astronaut on the right. The text 'BLAST OFF!' is written below two musical notes: a quarter note and a quarter note. A yellow star is in the top right corner.

BOOOOOOOOOOOOOOOOM!!!

A musical notation card with a white background and a blue border. It features a rocket on the left and an astronaut on the right. The text 'BOOOOOOOOOOOOOOOOM!!!' is written below a single musical note: a whole note. A yellow star is in the top right corner.

No Gra - vi - ty

A musical notation card with a white background and a blue border. It features a rocket on the left and an astronaut on the right. The text 'No Gra - vi - ty' is written below four musical notes: a quarter note, a beamed eighth note pair, a quarter note, and a quarter rest. A yellow star is in the top right corner.

Cir - cle 'Round the moon

A musical notation card with a white background and a blue border. It features a rocket on the left and an astronaut on the right. The text 'Cir - cle 'Round the moon' is written below five musical notes: a quarter note, an eighth note pair, a quarter note, an eighth note pair, and a quarter note. A yellow star is in the top right corner.

Bil - lions of stars

A musical notation card with a white background and a blue border. It features a rocket on the left and an astronaut on the right. The text 'Bil - lions of stars' is written below four musical notes: a quarter note, a quarter note, a quarter note, and a half note. A yellow star is in the top right corner.




04

Listen and
Guess

05

Wrap Up





1. What is something new you learned?

1. What was your favorite activity and why?

1. What are your thoughts and/or feelings on the piece *Starburst*? Explain your answer.

