



**John Pollock**

Brooks Museum Magnet Elementary School  
*Wake County Public School System*

[ipollock@wcpss.net](mailto:ipollock@wcpss.net)


Symphony No. 8 “Unfinished” I. Allegro  
moderato

Robert Schubert



# Unfinished Symphony: Movement 1

Franz Schubert



# LESSON 1

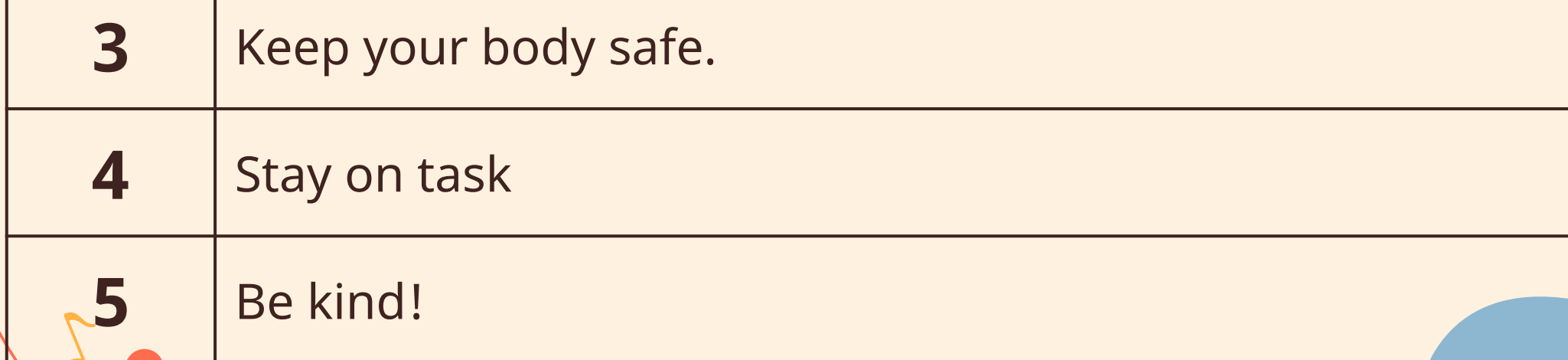
# SLIDES



# Today's Expectations



<b>1</b>	Do your best!
<b>2</b>	Be open to something new.
<b>3</b>	Keep your body safe.
<b>4</b>	Stay on task
<b>5</b>	Be kind!



# What Will We Be Doing Today?

<b>1</b>	<b>Introduction</b> - What are dynamics?
<b>2</b>	<b>Composer Time</b> - Who was Franz Schubert?
<b>3</b>	<b>Guided Listening</b> - Figure out the dynamics!
<b>4</b>	<b>Movement Game</b> - Challenge time!
<b>5</b>	<b>Wrap-Up</b> - What did we learn today?


01

# Introduction

What are dynamics?  
(Think-Pair-Share)



# Let's Make It Rain!



## Soft Rain

Rub hands together



## Rain

Snap your fingers



## Heavy Rain

Pat Your Legs

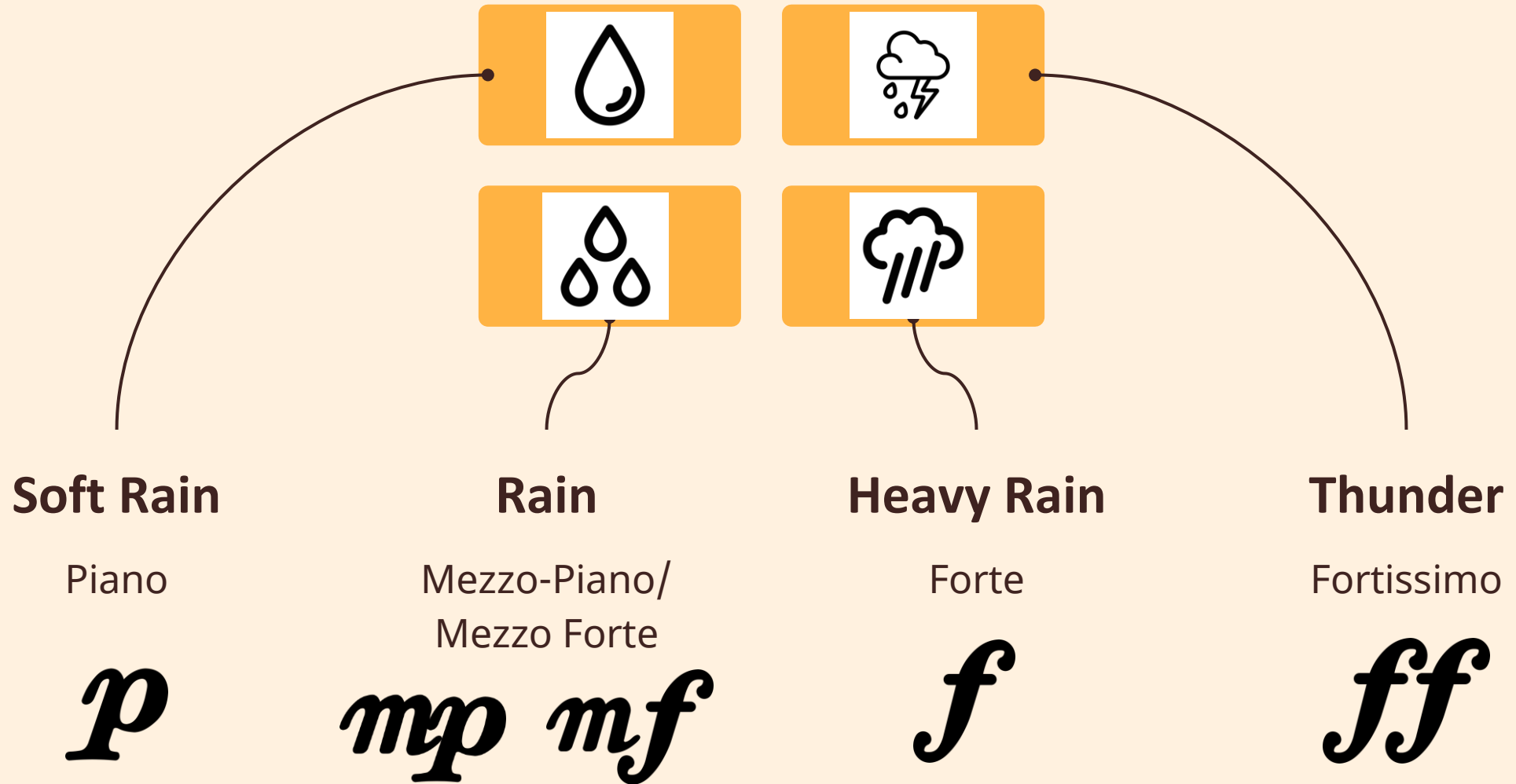


## Thunder

Stomp on the signal



# Dynamics of Rain Sounds



The background features a light cream color with several decorative elements. In the top left, there is a large, wavy orange shape. In the bottom left, there is a blue wavy shape. Scattered throughout are various musical notes in red, blue, and yellow, and small colored circles. Two golden trumpets are positioned in the middle-left area. A set of five red musical staves curves across the top of the page. A yellow square with the number '02' is located in the upper right quadrant.

02

# Composer Time



# Introduction To The Composer

**F. SCHUBERT**



03

# Guided Listening



# Dynamic Change!


Listen to a recording of *Unfinished Symphony - Movement 1* and make the body shape for each dynamic:

*p* = small shape

*mp/mf* = medium shape

*f* = large shape

Keep your shapes simple as you will need to move quickly sometimes!



04

# Movement Game



# Dynamic Four Corners

*p*



*f*

*mp*

*ff*

The background features a light cream color with several decorative elements: a large orange abstract shape in the top-left corner, a blue abstract shape in the bottom-left corner, and several red wavy lines representing musical staves. Scattered throughout are small musical notes in red, blue, and orange, as well as small colored circles in blue and orange. Two golden trumpets are positioned on the left side of the page.

05

**Wrap-Up**




# LESSON 2

## SLIDES



# Today's Expectations



<b>1</b>	Do your best!
<b>2</b>	Be open to something new.
<b>3</b>	Keep your body safe.
<b>4</b>	Stay on task
<b>5</b>	Be kind!

# What Will We Be Doing Today?

<b>1</b>	<b>Review</b> - What do you remember?
<b>2</b>	<b>Composer Time</b> - Why is it called "Unfinished"?
<b>3</b>	<b>Music Into Art</b> - Create art with dynamics of music
<b>4</b>	<b>Gallery Walk</b> - Present your artistic creations
<b>5</b>	<b>Wrap-Up</b> - What did we learn today?

01

# Review

What do you remember from last time about dynamics, Franz Schubert, and/or *Unfinished Symphony*?  
(Think-Pair-Share)



The background features a light cream color with various musical-themed illustrations. In the upper left, there is a large, wavy orange shape. In the lower left, there is a blue wavy shape. Two golden trumpets are positioned in the center-left area. Several musical notes in red, blue, and yellow are scattered throughout. A series of five red, curved lines resembling a musical staff are located in the upper right. A solid orange rounded square is positioned in the upper right, containing the number '02'.

02

# Composer Time

# UNFINISHED?



03

# Music Into Art



## Make a Masterpiece!

Use the dynamic pattern of *Unfinished Symphony* to create your own piece of art to share with the class. Some tips:

1. Give each dynamic level a different characteristic. This could be size, color, shape, or a combination of things. Be creative!
2. Due to time, keep your art simple so that you can complete it in time!
3. You can put your pattern in the order of the music OR mix it up to create something special. The choice is yours!



04

# Gallery Walk



The background features a light cream color with several decorative elements: a large orange shape in the top-left corner, a blue shape in the bottom-left corner, and several red wavy lines representing musical staves. Scattered throughout are small musical notes in red, blue, and orange, as well as small colored circles. Two golden trumpets are positioned on the left side of the page.

05

# Wrap-Up

## Questions to Answer

1. What are dynamics?
2. What are your thoughts and feelings on *Unfinished Symphony*? Explain your answer.
3. Why do you think Schubert didn't finish this symphony?

