


The Entertainer by Scott Joplin

FORM - RONDO



Lessons - Tonya Suggs
Form - Element
North Carolina Symphony

RONDO FORM

NORTH CAROLINA ESSENTIAL STANDARDS IN MUSIC

2.ML.1.4– [Apply changes in music to the elements of dynamics, tempo, melody, and form.]

2.MR.1.2– [Illustrate melodic patterns, dynamics, and forms.]


4.MR.1– [Illustrate perceptual skills by moving to, answering questions about, and describing aural examples of music of various styles and cultures.]

OBJECTIVE: Students will identify and illustrate the piece by creating a “Rondo” Friendship Bracelet.

The Entertainer - Scott Joplin

lessons - Tonya Suggs

WHAT IS FORM? How a something is put together.



The Entertainer - Scott Joplin

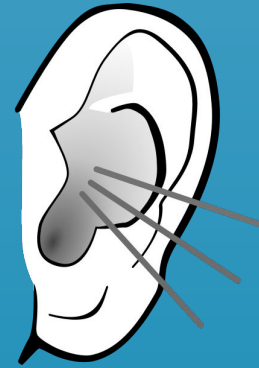
Rondo Form - multiple themes

Example - Intro, interlude A A B B A C C D D (not in order here)

The Entertainer - Scott Joplin

North Carolina Symphony

What is the form you hear?



[AUDIO](#)

Label the Rondo Form Worksheet (share/discuss following listening)

Intro AA BB AA CC AA CC Interlude DD

The Entertainer - Scott Joplin


LET'S CREATE:



Designing a Rondo Form Friendship Bracelet Worksheet




A




B



Intro



C



Interlude



D

Students share and Q&A with music buddy.

The Entertainer - Scott Joplin

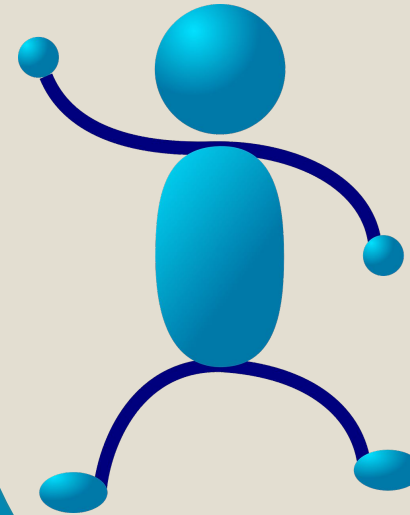

FORM in other genres of music.

Video

- LISTEN
 - Students CREATE
- Groups of 5




PAT



March
Brush hands
Ankle taps
Hand slides on thigh
Various other moves

Create and Compose with Chrome Music Lab



- What does it mean to compose? Share
-
-

The Entertainer - Scott Joplin

RONDO FORM

Create and Compose

NORTH CAROLINA ESSENTIAL STANDARDS IN MUSIC

4.ML.3.2– [Create compositions and arrangements using a variety of traditional and non-traditional sound sources.]

5.ML.3.2 – [Create compositions and arrangements within specified guidelines.]

OBJECTIVE: Students will create a Rondo musical composition on Songmaker in Chrome Music Lab. (individual or partner collaboration)

The Entertainer - Scott Joplin

RONDO FORM (individual or partner collaboration)



<https://musiclab.chromeexperiments.com/Song-Maker/>

- Explore, demonstrate general functions on Songmaker (“measures”)
- **Settings = Length - 16**
- **Recommended tempo setting - 50** (students can modify as they create)
- Establish Percussion beats at bottom of page
- Establish pitches at top of page (corresponds to boomwhacker colors, pitches)
- Revise, modify
- Save
- Share

EXAMPLE

<https://musiclab.chromeexperiments.com/Song-Maker/song/5313537172570112>

Step and Move

Demonstrating Rondo form in movement

4.ML.2.1– [Interpret rhythm patterns, including whole, half, dotted half, quarter, and eighth notes and rests in 2/4, 3/4, and 4/4 meter signatures.]

OBJECTIVE: Students will demonstrate the form of rondo through various body movement and step patterns.

Materials - Rhythm sticks

The Entertainer - Scott Joplin

Body Percussion/Step Movement Piece

[AUDIO](#)



Intro - Body Percussion

A

B

C

Interlude (part of A moves)

D

Intro - Beginning

A section - Timestamp .11

B section - Timestamp .57

A section - Timestamp -1:42

C section - Timestamp - 2:05

Interlude - Timestamp - 2:52

D section - Timestamp - 2:58

The Entertainer by Scott Joplin

RONDO Movement Piece

4.ML.2.1– [Interpret rhythm patterns, including whole, half, dotted half, quarter, and eighth notes and rests in 2/4, 3/4, and 4/4 meter signatures.]

OBJECTIVE: Students will reinforce their knowledge of Rondo form and will collaborate in groups to create movement for the different themes of rondo form in *The Entertainer* by Scott Joplin.

Rondo Movement Piece

- Students reflect on the music from *The Entertainer* by Scott Joplin.
- What emotion do they feel as they listen to it? Why?
- Invite a student or students to the whiteboard to write the parts of the *Rondo* form what they remember from a previous activity based on *rondo* form.
- Students will create movement piece for some sections of the rondo form
- Students learn A section. The movement from the Introduction from the Body/Percussion movement can be used for the Intro here.
- Students learn A moves.
- Students break into various groups and create their own moves for one of the sections of the rondo form. (modify amount of sections you do if needed)